

CONTRACTORS TO H.M. GOVERNMENT.

JOSEPH OWEN & SONS,


























ENGLISH AND FOREIGN

Timber Merchants

MANUFACTURERS, BENDERS,
AND
SAW MILL PROPRIETORS.

PRICE LIST

CHAIRMAKERS' WORK.

| | | | |
|---|---|-----------|--|
| Windsor Chair Legs, 1 1/2 in. x 1 1/2 in. |  | Per Gross | |
| .. Spindles 1 1/2 .. 14 1/2 |  | 16s. 0d. | |
| .. Stands 1 1/2 .. 14 |  | 6s. 6d. | |
| Turned Windsor .. 1 1/2 .. 16 |  | 11s. 0d. | |
| 1 1/2 .. 17 |  | | |
| Smoking & Arm Chair Legs 2 1/2 .. 17 |  | | |
| .. Spindles 1 1/2 .. 17 |  | | |
| Long Stands 1 1/2 .. 20 |  | | |
| Wicker & Arm Chair Stands 1 1/2 .. 25 |  | | |
| 1 1/2 .. 21 |  | | |
| 1 1/2 .. 16 |  | | |
| .. Laths 1 1/2 .. 25 |  | | |
| 1 1/2 .. 21 |  | | |
| 1 1/2 .. 16 |  | | |
| Turned Rocker Stands 1 1/2 .. 22 |  | | |
| .. Arm Chair Stands 1 1/2 .. 25 |  | | |
| Windsor Arms 2 .. 16 1/2 |  | | |
| Rockers 1 1/2 .. 22 1/2 |  | | |
| Let-in Tops 2 1/2 in. plk. x 15 in. |  | | |
| 3 .. 18 |  | | |
| Laid-on Tops 3 1/2 .. 18 |  | | |
| 3 .. 18 |  | | |
| Arm Chair Let-in Tops 3 1/2 .. 18 |  | | |
| .. Laid-on Tops 3 .. 23 |  | | |
| 3 1/2 .. 23 |  | | |

CHAIR SEATS.

| SIZE. | BUCKS. | ELM. | ELM UP DOWN SEATS. |
|--|--------|-------|-----------------------|
| 18 in. x 20 in., 1 1/2 in. per gross | 190/- | 178/- | 190/- |
| 17 .. 18 1/2 .. 1 1/2 | 143/- | 130/6 | 143/- |
| 15 .. 16 .. 1 1/2 | 115 0 | 104/- | 115/6 |
| 15 .. 16 .. 1 1/2 | 96/- | 86/6 | 96/- |
| 14 1/2 .. 15 .. 1 1/2 | 82 6 | 74 6 | 82 6 |
| 14 1/2 .. 15 .. 1 | 69/- | 62/- | 69/- |
| 14 .. 13 .. 1 1/2 | 46/- | 75 6 | 84/- |
| 14 .. 13 .. 1 | 67 6 | 61 - | 67/6 |
| 12 .. 13 .. 1 1/2 | 53 - | 46/- | 53/- |
| 10 .. 11 .. 1 | 29 0 | 26 6 | 29 9 |

Fig. 8

61 JOSEPH OWEN & SONS,

LIST OF PRICES FOR TURNING (ONLY) ARTICLES NOT KEPT IN STOCK.

The timber of any article not kept in stock to be computed at price for wood cut to length and size of 11 inches wide.

| DESCRIPTION. | Hard Wood. | Soft Wood. | DESCRIPTION. | Hard Wood. | Soft Wood. |
|---------------------------------|------------|------------|-------------------------------|------------|------------|
| Table Legs per set of 4— | | | Newels— | | |
| 5 1/2 | 2/8 | | Each 7 | 2/10 | 2/- |
| 5 | 2 3/4 | | 6 1/2 | 2/4 | 1/0 |
| 4 1/2 | 1/8 | 6s. | 6 | 1/10 | 1/0 |
| 4 | 1/8 | 6s. | 5 1/2 | 1/9 | 1/3 |
| 3 1/2 | 1/- | 6s. | 5 | 1/5 | 11d. |
| 3 | 6s. | 6s. | 4 1/2 | 1/2 | 9d. |
| 2 1/2 | 8s. | 8s. | 4 | 11d. | 7d. |
| 2 | 6d. | 8d. | 3 1/2 | 8d. | 6d. |
| | | | 3 | 7d. | 5d. |
| Washstand Legs same as above. | | | Drops extra | 3d. | 1 1/2d. |
| Public House Table Pillars | | | Banisters— | | |
| Each 6 | 1/8 | | 2 in. and under, each | 4d. | 3 1/2d. |
| 5 1/2 | 1 2 | | Above 2 in. | 5d. | 4d. |
| 5 | 1/1 | | Circular Mouldings, per inch | | |
| 4 1/2 | 11d. | | 2 1/2 in. dia. and under | 1 1/2d. | 1d. |
| 4 | 9d. | | 2 1/2 in. and up..... | 2d. | 1 1/2d. |
| 3 1/2 | 8s. | | | | |
| 3 | 7d. | | Sofa Stumps— | | |
| 2 1/2 | 6d. | | per set of 4 | | |
| Bases for above— | | | 5 in. dia. x 9 to 12 in. long | 1/- | 8d. |
| 2 1/2 x 12 | 7d. | | 4 1/2 | 10d. | 7d. |
| 2 1/2 x 10 | 6d. | | 4 | 8d. | 6d. |
| 2 x 12 | 5d. | | 3 1/2 | 7d. | 5d. |
| 2 x 10 | 4d. | | 3 | 6d. | 4d. |
| 1 1/2 x 10 | 3d. | | Drawer Stumps— | | |
| Each 5 | | | per set of 4 | | |
| 4 1/2 | 9d. | | 5 in. dia. x 6 to 8 in. long | 6d. | 6d. |
| 4 | 7d. | | 4 1/2 | 7d. | 5d. |
| 3 1/2 | 5d. | | 4 | 6d. | 4d. |
| 3 | 4d. | | 3 1/2 | 5d. | 3d. |
| | | | 3 | 4d. | 2d. |
| Dining Table Pillars— | | | Mangle Rollers, Each— | | |
| Each 6 | 1/3 | | Turning, Boring and | | |
| 5 1/2 | 1/1 | | Fitting | 3/6 | |
| 5 | 1/- | | Boring only | 6d. | |
| 4 1/2 | 11d. | | Cleaning up Old Rollers— | | |
| 4 | 10d. | | Each | 1/- | |
| Bottle Legs, Short— | | | | | |
| Each 2 1/2 | 2 1/2d. | 2d. | | | |
| Long | 4d. | 2 1/2d. | | | |
| Cornice Pulce, per lineal foot— | | | | | |
| 6 ft. and up. | 2d. | | | | |
| Under 6 ft. | 1 1/2d. | | | | |
| Embs, Each | 5d. | | | | |
| Rings, per dozen. | 1/- | | | | |

Fig. 9

Source of information:- Owen Fitzpatrick papers, Birkenhead Central Library
 Researched by John Boram